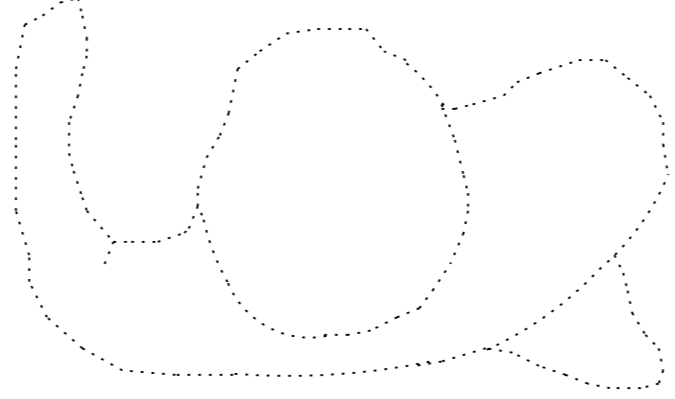
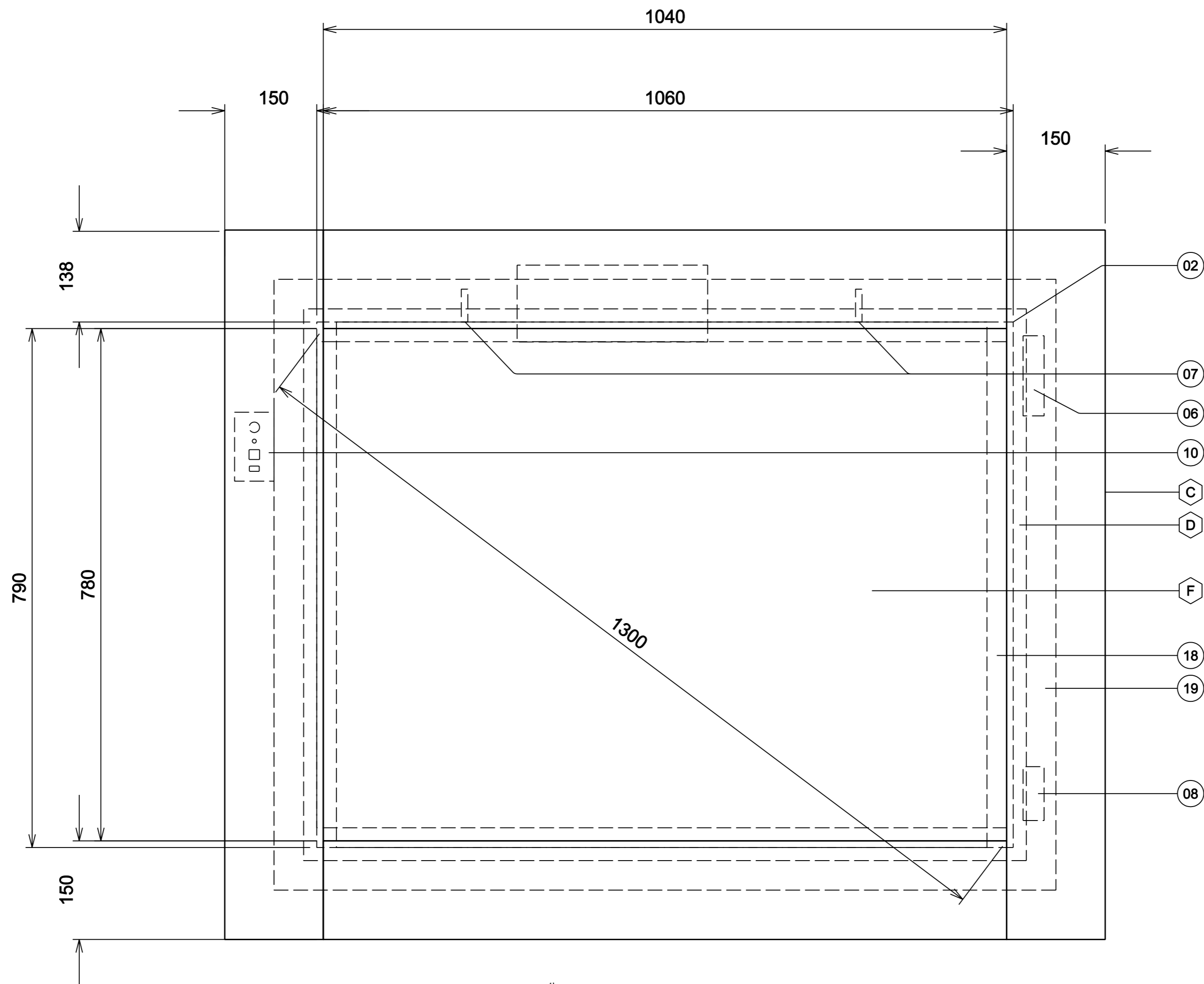


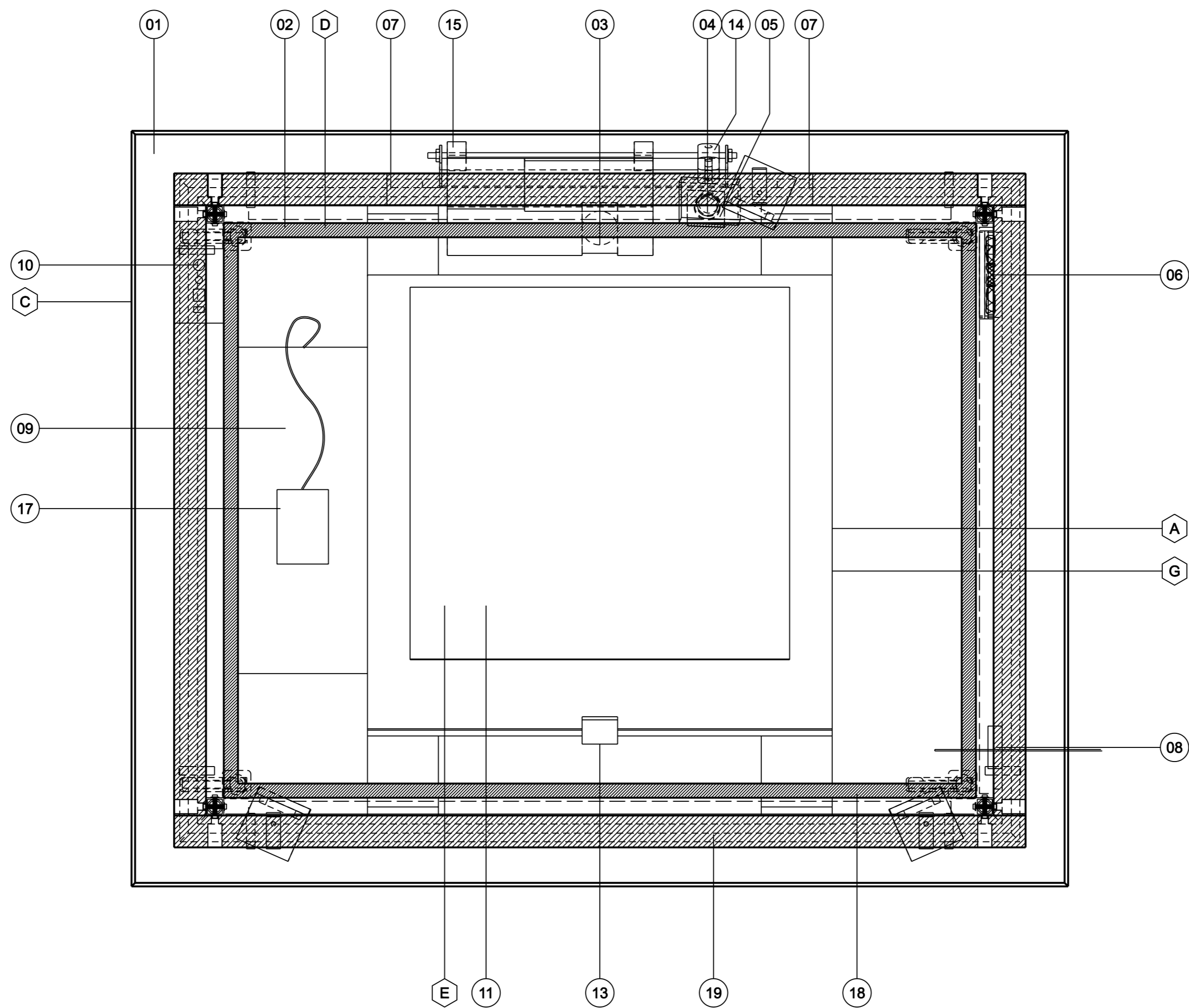
LEGEND

- 01 VENTILATION GAP
- 02 L-SECTION BEAM STRUCTURE
- 03 PROJECTOR
- 04 CAMERA
- 05 INFRARED FILTER
- 06 LOWER FAN
- 07 UPPER LATERAL FAN
- 08 OPENING FOR CABLING
- 09 PC TOWER CASE
- 10 CONTROL BOX
- 11 PROJECTED IMAGE MIRROR
- 12 LEG EXTENSION FOR WORK TOP HEIGHT
- 13 MIRROR ANGLE ADJUSTMENT
- 14 ADJUSTMENT FOR PROJECTOR
- 15 ADJUSTMENT FOR INTERNAL TRACKING CAMERA
- 16 LATERAL MECHANISM FOR PROJECTOR
- 17 WIRELESS RADIO MOUSE/KEYBOARD TRANSCEIVER
- 18 WHITE CARD REFLECTOR
- 19 TABLE TOP SUPPORT
- 20 INFRARED LED ILLUMINATOR
- 21 PROJECTION SURFACE FRAMING
- 22 PROJECTION SURFACE HEIGHT ADJUSTMENT
- 23 SAFETY/IMPACT TRIM
- 24 TOP LID INTERNAL SUPPORT
- 25 PROJECTION SURFACE
- 26 HAND TRACKING CAMERA
- 27 MIRROR HEIGHT ADJUSTMENT - INTERNAL WALL MOUNTED
- 28 CASTERS - 500KG SHARED TOLERANCE



PLAN C - WORKTOP CONFIGURATION

- A MDF 12MM
- B MDF 6MM
- C OPAQUE PERSPEX (Black 9T30)
- D STEEL
- E PERSPEX - MIRROR
- F LIGHT TRANSMITTING POLYCHROMATIC 10MM
- G WATER BASED ACRYLIC - SATIN WHITE
- H WATER BASED ACRYLIC - GRAY
- J RUBBER L-SECTION
- K RUBBER SHEET - 2MM



SECTIONAL PLAN D - DESKTOP CONFIGURATION

